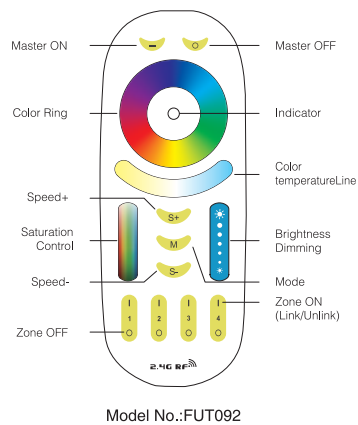


6. Remote Control Instruction

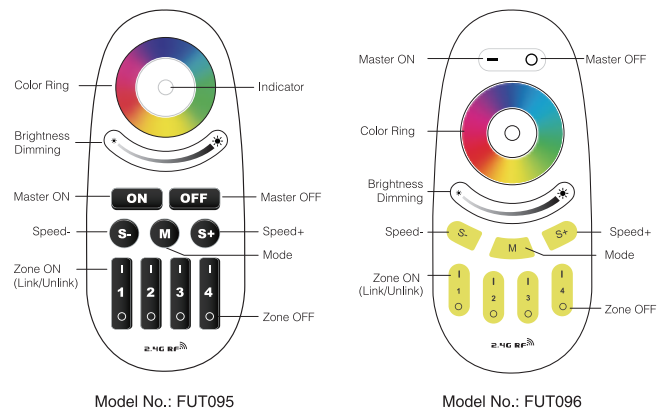


FUT092 special instruction

1. Long press "Master OFF" or "Zone OFF" to night light mode.
2. Touch "Color temperature line" to white light mode and adjust color temperature.
3. Touch "Color Ring" to change the colors.
4. Touch "Saturation Control" to change the saturation (Adjust brightness under white light mode and 2nd and 9th mode)
5. Press "Speed+" to accelerate the dynamic mode speed continuously until to fastest speed.
6. Press "Speed-" to lower the dynamic mode speed continuously until to lowest speed.

Link: First power off, then power on, within 3 seconds touch any of the Zone-ON button 3 times shortly, the link is done when you see the light blinks 3 times with green color, otherwise try again later.

Unlink: First power off, then power on, within 3 seconds touch the linked Zone-ON button or the Master-ON button 5 times shortly, the unlink is done when you see the light blinks 10 times with red color, otherwise try again later.



FUT095 / FUT096 special instruction:

1. Long press "Master OFF" or "Zone OFF" to night light mode.
2. Long press "Master ON" or "Zone ON" to white light mode(100% brightness).
3. Touch "Color Ring" to change the colors.
4. Under white light mode, touch "Speed+" and "Speed-" to change color temperature.
5. Under color light mode, touch "Speed+" and "Speed-" to change color saturation.
6. Under Dynamic mode, touch "Speed+" and "Speed-" to change speed.

Link: First power off, then power on, within 3 seconds touch any of the Zone-ON button one times shortly, the link is done when you see the light blinks 3 times with green color, otherwise try again later.

Unlink: First power off, then power on, within 3 seconds long touch the linked Zone-ON button or the Master-ON button ,the unlink is done when you see the light blinks 10 times with red color, otherwise try again later.

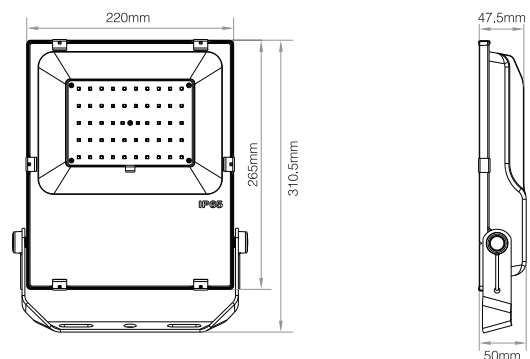
Mi·Light[®] User Instruction

50W RGB+CCT LED Floodlight

Model No.: FUTT02

1. Product Introduction

50W RGB+CCT Floodlight is our newly developed lighting product. This floodlight is with 16million colors and 9 color changing mode controlled by our wireless remote controller; also with smart phone controlling and 4G controlling when you are out(need a WiFi box to realize the function). This product is made of a aluminium alloy bottom case and imported material covers with fashionable appearance, waterproof and dustproof, energy saving and environmental protecting, etc features. Widely used on park, apartment, gardens and street, etc.



2. Technical Parameters

Input Voltage: AC86-265V / 50-60Hz
Luminous Flux: 3500-4200LM
Light Efficiency: 80LM/W
CRI:>80
PF: >0.9

Power: 50W
Standby Power consumption: 1.2W
Color temperature: 2700K-6500K
Beam Angle: 160°
IP Rate: IP65

3. Product Description

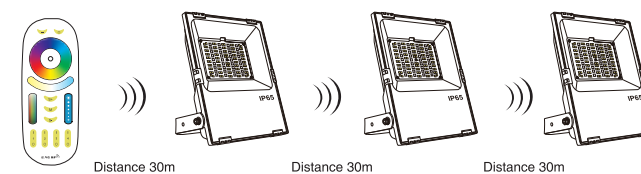
- 2.4G RF Remote Controllable, 16 Millions of Colors Changing, Saturation Control.
- The LED floodlights have the function of automatic signal transmitting. The lamps can send each other signal within 30 meters, which makes the sensing distance limitless.

Dynamic Mode Sheet

Number	Dynamic Mode	Brightness	Speed	Saturation
1	Seven colors gradual change	Adjustable	Adjustable	Adjustable
2	White light Gradual change			Unadjustable
3	RGB gradual change			Adjustable
4	Seven colors jump to change			Adjustable
5	Jump to change randomly			Adjustable
6	Red light gradual change+Flash 3 times			Adjustable
7	Green light gradual change+Flash 3 times			Adjustable
8	Blue light gradual change+Flash 3 times			Adjustable
9	White light gradual change+Flash 3 times			Unadjustable

Transmitting mode instruction

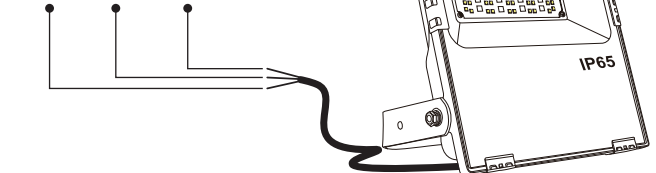
One floodlight can send the commands from the remote control to another, which makes the control distance limitless. (The distance from one light to another has to be within 30m).



4. Installation Instruction

AC86V-265V

(L) (N) (\equiv)
Brown Blue Yellow-green



5. Attention

1. When install the light, pls switch off the power to make sure the safty.
2. The working power is high voltage alternating current, so it must be far away from people and must with ground connection.
3. As the power is large, user must choose suitable power cable when connecting.

CE RoHS Made in China